

Bible Study & Character-Building  
Lesson Plans for  
Families & Christian Educators  
of Elementary-Aged Children

# Christian Living

Helping YOU Share  
Christian Concepts with Kids



# Christian Living

Published by Christian Concepts for Kids, Inc.

Copyright © 2024

All rights reserved.

Permission is granted to reproduce for ministry and family purposes only - not for resale.

## Credits

### **Author/Publisher**

Karen Palmer

### **Editors**

Fresh Eyes Proofreaders

Grace Roderick

Judy Maples

Lee Burris

Susan Shami

### **Photographers**

Addison Roderick

Karen Palmer

### **Artists**

Addison Roderick

Grace Roderick

Julie Anna

Lee Burris

TJ Roderick

### **Outdoor Activity Contributor**

Jeff Duke

Randy Gobel

Thank you! This book would not be possible without you.

# Christian Living

Thirty one ways to help mentors engage with children about Christian Living through lessons, discussion topics, indoor and outdoor activities, and more.

Christian Concepts for Kids helps YOU share Christian concepts with elementary-aged kids. The discussions and activities provide amazing curriculum for homeschool, children's church, Sunday school, backyard Bible studies, summer camps, VBS, and other programs.

Our curriculum also provides parents and grandparents ideas for planning Christ-centered Family Fun Days and Grand Days (grandparents and grandchildren).

The discussions in this book cover sin, becoming a Christian, spiritual armor, praise, prayer, the Holy Spirit's fruit, His gifts, and His help for Christians.

For weekly programs: This book works well from April through October.





# Table of Contents

## Chapter 1 - Christian Living

Becoming a Christian	Page - 3
What Sin? Who's a Sinner?!?!	Page - 5
Christian Living	Page - 7
The Gift of Righteousness	Page - 9

## Chapter 2 - A Look Back, A Look Forward

Remember Me	Page - 13
Remembering Our Moms	Page - 15
Remembering Our Waiter and Waitress	Page - 17
Remembering Our Leaders	Page - 19
Remembering Our Heroes	Page - 21

## Chapter 3 - True Trust

Trashing Trust	Page - 25
Feelings and Trust	Page - 27
Pure Trust	Page - 29
Trusting Praise	Page - 31

## Chapter 4 - Spiritual Armor

What is Spiritual Armor?	Page - 35
Truth and Righteousness	Page - 37
Peace and Faith	Page - 39
Salvation and the Word	Page - 41
Prayer	Page - 43

## Chapter 5 - Praise

What is Praise?	Page - 47
Why Praise God?	Page - 49
Fellowship and Praise	Page - 51
Praising God	Page - 53

## Chapter 6 - Forgiveness

What is Forgiveness?	Page - 57
Why is Forgiveness Important?	Page - 59
Forgiving Others	Page - 61
Forgiven	Page - 63

## Chapter 7 - Spiritual Gifts

What are Spiritual Gifts?	Page - 67
The Gifts	Page - 69
I Have Gifts!	Page - 71
Using My Gifts	Page - 73
Gifts and Love	Page - 75

## Additional Information

Coming Soon	Page - 77
Supplemental Material	Page - 77
About Karen Palmer	Page - 77
Spiritual Armor Sample	Page - 78
Soldier Cutout	Page - 79
Armor Cutouts	Page - 80
Forgiven Fruit Solution	Page - 81



# Chapter 1

# Christian Living

## Becoming a Christian

**Discussion:** Becoming a Christian: Just how do we do that?

**Craft:** “Becoming a Christian” Game

**Indoor Activity:** “Becoming a Christian” Hunt

**Outdoor Activity:** “Becoming a Christian” Hunt

## What Sin? Who’s a Sinner?!?!

**Discussion:** This discussion answers these questions and leads children to know that we all have sinned and need a Savior.

**Craft:** I Am . . . Frame

**Indoor Activity:** Ten Commandments Race

**Outdoor Activity:** GOOD SHEPHERD Hunt

## Christian Living

**Discussion:** This discussion focuses on the fruit that is produced as we live out our lives for Christ.

**Craft:** Prayer Box

**Indoor Activity:** Which Fruit? Theater

**Outdoor Activity:** What Do You See?

## The Gift of Righteousness

**Discussion:** As we live out our lives as Christians, we receive help from the Holy Spirit to be a blessing to others and live toward the righteousness we receive from Jesus.

**Craft:** Pencil Case Prayers

**Indoor Activity:** Forgiven Frame

**Outdoor Activity:** “Thank You” Tree



*Prayer Box*

# Devotional Doodles

## Draw a Picture

Draw a picture of what Christian living means to you.



### List Ten

List the Ten Commandments

Exodus 20:3-17

1. \_\_\_\_\_
2. \_\_\_\_\_
3. \_\_\_\_\_
4. \_\_\_\_\_
5. \_\_\_\_\_
6. \_\_\_\_\_
7. \_\_\_\_\_
8. \_\_\_\_\_
9. \_\_\_\_\_
10. \_\_\_\_\_

### Find the Words

V	K	P	W	J	G	O	D	M	J
S	L	K	T	E	F	S	D	S	F
H	O	L	Y	S	P	I	R	I	T
T	V	T	H	U	O	N	T	N	H
J	E	J	L	S	U	E	H	N	J
U	V	K	S	R	L	J	N	E	I
T	M	G	B	B	E	U	M	R	K
C	H	R	I	S	T	I	A	N	M
M	N	B	F	O	R	G	I	V	E
Z	S	Q	M	D	F	N	I	C	R

SIN  
LOVE  
JESUS

SINNER  
CHRISTIAN  
FORGIVE

BIBLE  
GOD  
HOLY SPIRIT



# Becoming a Christian

## **Prior to Discussion**

- Have a Bible available and ask for volunteers to read.

## **Discussion**

**Ask:** *Allow time for answers.*

- What does it mean to be a Christian?

**Say:**

- The word Christian refers to people who believe in Jesus.

**Ask:** *Allow time for discussion.*

- What do you think this means?
- What is the first step toward living a Christian life or becoming a Christian?

**Say:**

- We first need to know about sin.

**Ask:** *Allow time for answers.*

- What can you tell me about sin?
- What do Adam and Eve have to do with sin?

**Say:**

- Sin came into the world when Adam and Eve disobeyed God in the Garden of Eden.
- Even though God told them not to, Adam and Eve ate from the tree of the knowledge of good and evil.
- They brought sin into the life of mankind, and the punishment for sin is death.
- We are all born with this sin problem.

**Ask:** *Allow time for answers.*

- Knowing that each of us has this sin problem, what can we do about it?

**Say:**

- The Bible helps us see that God loves us enough to help us with this sin problem because He wants a relationship with each of us.
- He told His Old Testament prophets to write about a person who would come and take away the sins of the world.
- In the New Testament, we meet that person.

**Ask:** *Allow time for answers.*

- Who is this person?

**Say:**

- John the Baptist answers this question.

**Read: John 1:29**

**Ask:** *Allow time for answers.*

- What does this verse mean for you and me?

**Say:**

- The following verse gives us the Gospel, the good news of Christ!

**Read: John 3:16**

**Say:**

- When we believe in Jesus and accept His gift of forgiveness, our sins are not counted against us any longer.
- You and I, like Paul, can confess, "Jesus is my Lord!"

**Read: Romans 10:9**

**Say:**

- Forgiveness, salvation, and the promise of eternal life are the beginning of Christian living.
- Christian living is a relationship with Jesus.
- Spending time in prayer and reading God's words in the Bible help us really get to know our Lord.
- Waking in the morning and telling Him, "Good morning," and "I love you," is a great way to begin our day.
- As our relationship grows, our faith and trust in Him grows.
- As our faith and trust build, we truly believe that He always knows what is best for us.
- We will want Him to lead our life.

**Final Thought:**

Being a Christian and allowing Jesus to be our Lord can be difficult at times. Knowing that we are forgiven and saved from our sins is awesome. Knowing that we have eternal life is the best feeling ever. Asking Jesus to be our Lord is the first step in a very special relationship. Living a life of obedience is a way to tell Him, "Thank you." and that we love Him.

# Becoming a Christian

# Activities

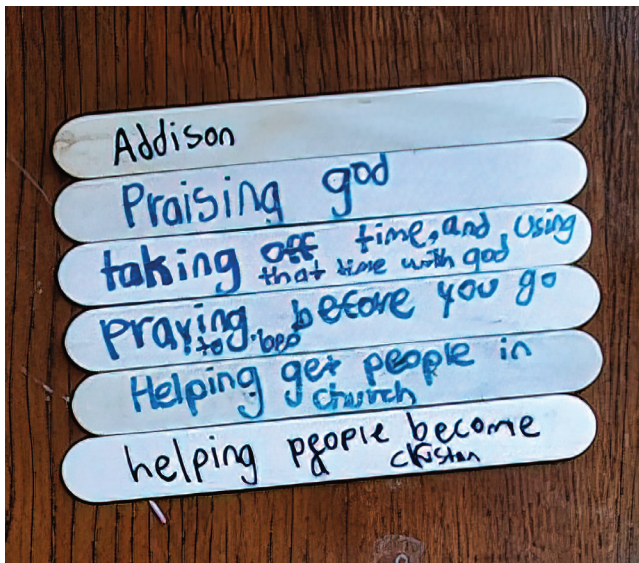
## Craft: “Becoming a Christian” Game

### Items Needed:

- General: Markers or Crayons
- Per Child: 6 Craft Sticks and an Apron

### Instructions:

- Tell the children that they will be making a “Becoming a Christian” game.
- Give each child six craft sticks.
- Using the markers or crayons, the children will write a verse, draw an image, or print words on one side of each craft stick that pertains to becoming a Christian.
- The child’s name will be written on the other side.
- Tell the children that they can play the “Becoming a Christian” game with their family and friends.
- They will play the game by hiding the sticks so others can search for them.
- They may even ask about the meaning of the verse, image, or words.
- This gives you the opportunity to tell them more!



## Indoor Activity: “Becoming a Christian” Hunt

### Prior to Activity:

- Hide the sticks around the room.

### Items Needed:

- Sticks from craft: (“Becoming a Christian” Game) or 20 Craft Sticks with verses, images, or words about becoming a Christian on each one (Bible, Cross, Jesus, Praying Hands, Prayer, Forgiven, Empty Grave, Holy Spirit, etc.)

### Instructions:

- Tell the children that there are twenty “Becoming a Christian” sticks hidden around the room.
- Have the children look around the room to find the hidden sticks.
- The child who finds the most sticks wins the game.
- Have each child hold up his or her sticks and discuss what is on each stick.

## Outdoor Activity: “Becoming a Christian” Hunt

### Prior to Activity:

- Hide the sticks around outside.

### Items Needed:

- Sticks from craft: (“Becoming a Christian Game”) or 20 Craft Sticks with verses, images, or words about becoming a Christian on each one (Bible, Cross, Jesus, Praying Hands, Prayer, Forgiven, Empty Grave, Holy Spirit, etc.)

### Instructions:

- Tell the children that there are twenty “Becoming a Christian” sticks hidden outside.
- Have the children search and find the hidden sticks.
- The child who finds the most sticks wins the game.
- Have each child hold up his or her sticks and discuss what is on each stick.

# What Sin? Who's a Sinner?!?!

## **Prior to Discussion**

- Have a Bible available and ask for volunteers to read.

## **Discussion**

**Ask:** *Allow time for answers.*

- Have you ever heard, "Knowing is half the battle?"

**Say:**

- This means that you have to know about something before it means something.
- Knowing gives us opportunities.

**Ask:** *Allow time for answers.*

- Would you love your favorite food if you never tasted it?
- Does knowing how to read or calculate numbers help you?
- What are some other important things to know?
- Do you think sin could be on our list?
- What is sin?

**Say:**

- Sin is doing things that are wrong or not doing the right things.

**Ask:** *Allow time for answers.*

- What can you tell me about Adam and Eve's connection to sin?

**Say:**

- Adam and Eve lived in the Garden of Eden and they didn't know what sin was, but that changed.

**Read: Genesis 2:15-17**

**Read: Genesis 3:6-7**

**Read: Genesis 3:22**

**Ask:** *Allow time for answers.*

- What does this story have to do with us?

**Say:**

- This is when sin entered the world.
- And this affects everyone!

**Read: John 3:23**

**Ask:** *Allow time for answers.*

- Do you know the punishment for sin?

**Say:**

- Paul tells us that the punishment (wages) is death.

**Read: Romans 6:23**

**Ask:** *Allow time for answers.*

- What can we do about our sin? *Confess our sin.*
- So what does it mean to confess our sin?

**Say:**

- When we confess our sins, we admit that we have sinned, we are sorry, and we repent or turn away from the sin.

**Ask:** *Allow time for answers.*

- What happens when we confess our sins?

**Read: 1 John 1:9**

**Say:**

- God has provided a way for us to be forgiven of our sins and saved from the punishment.
- We, then, become righteous and gain eternal life.

**Read: John 3:16**

**Say:**

- God has given us this gift because He loves us so much!

**Final Thought:**

Even though everyone has sinned, God still loves us anyway. Because of that love, He sent His Son, Jesus, to take our punishment. Jesus died and took our sins to the cross with Him. By confessing our sins and accepting Jesus' gift of forgiveness, we become righteous and our sins are not counted against us anymore. If you want to talk more about accepting Jesus' gift of forgiveness and eternal life, let me know and we can talk more about it.

# What Sin? Who's a Sinner?!?!?

# Activities

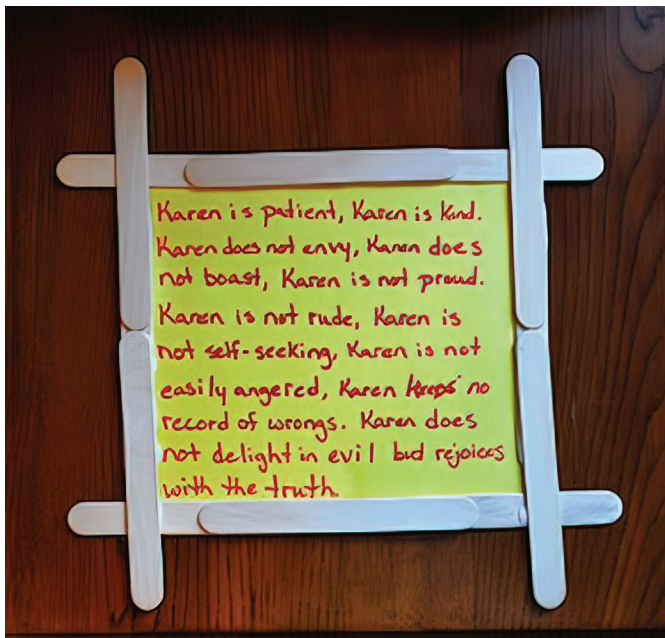
## Craft: I Am . . . Frame

### Items Needed:

- General: String or Yarn, Glue, and Markers or Colored Pencils
- Per Child: 1 Bible, 1 Sheet of Construction Paper, and Craft Sticks (enough to create a frame around the construction paper)

### Instructions:

- Give the children the supplies.
- Tell the children to find 1 Corinthians 13:4.
- The children will write 1 Corinthians 13:4-6 on the construction paper, but will replace the words "love" or "it" with their own names.
- Each child will use the sticks to create a frame for the construction paper and the string to create a way to hang the artwork.
- While they are working, open a discussion about Jesus' commands to love God first and most and to love others as we love ourselves, asking if obeying Jesus' commands is always easy.



## Indoor Activity: Ten Commandments Race

**Prior to Activity:** (for saving time or for younger children)

- Write the Ten Commandments on the cards.
- The Ten Commandments can be found in Exodus 20:3-17.

### Items Needed:

- 2 Bibles and 20 Large Index Cards

### Instructions:

- Divide the children into two teams.
- Give each team ten cards and a Bible.
- They will find the Ten Commandments in Exodus 20:3-17.
- Have each team write one of the Ten Commandments on each card and mix the cards up.
- The teams will swap cards.
- Each team will put the Ten Commandments cards in order according to Exodus 20:3-17.
- The first team to have the Commandments in the correct order wins the game.

## Outdoor Activity: GOOD SHEPHERD Hunt

### Items Needed:

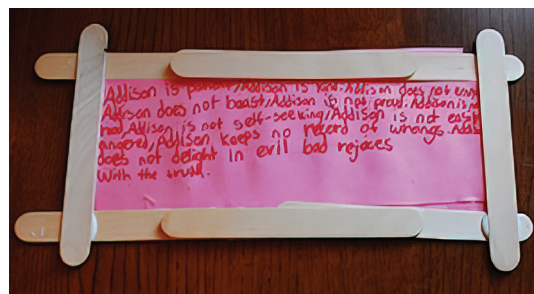
- Per Team: 1 Paper Lunch Bag

### Instructions:

- Divide the children into groups of 2 or 3.
- Give each team a paper bag.
- Have each team find things outside that start with each letter of: GOOD SHEPHERD.
- The group that gets all of their items first wins.
- This game can be played again with different words: FORGIVENESS, SHEEP, HOLY SPIRIT, or JESUS.

### Variation:

- The game can be timed, and the team with the most items wins the game.



# Christian Living

## **Prior to Discussion**

- Have a Bible available and ask for volunteers to read.

## **Discussion**

### **Say:**

- Jesus warns us about wolves in sheep's clothing.

### **Read: Matthew 7:15**

**Ask:** *Allow time for answers.*

- What does this mean?

### **Say:**

- Jesus is talking about people who pretend to be good.

**Ask:** *Allow time for answers.*

- What does it mean to pretend to be good?
- So, if there are people who look like they are good, but they are not, what did Jesus say to watch for to determine the difference?

### **Read: Matthew 7:15-18**

**Ask:** *Allow time for answers.*

- What fruit is Jesus talking about?

### **Say:**

- The fruit of the Spirit!

**Ask:** *Allow time for answers.*

- Can you name the fruit of the Spirit?

### **Read: Galatians 5:22-23**

**Ask:** *Allow time for answers.*

- Can someone's fruit tell you a lot about that person?

### **Say:**

- Jesus is telling us that we need to pay attention to people's actions and attitudes to watch the fruit.

**Ask:** *Allow time for answers.*

- Whose fruit do we need to pay the most attention to?

### **Say:**

- We need to pay the closest attention to our own fruit.
- We can take care of the fruit in our lives just as we would take care of a fruit tree.
- Bad fruit needs to be picked off fruit trees so the good fruit can receive more nutrients.
- The tree can't send any resources to rotten fruit if it has been removed.
- We need to check our lives for bad fruit, the opposite of the Spirit's fruit, and get rid of it.
- When our sinful fruit is removed from our life, the good fruit will receive more of our time, finances, attention, etc.
- A healthy tree needs fresh air, sunshine, water, and good soil to produce great fruit.
- We need to love God, other people, and allow the Holy Spirit to give us His fruit.

### **Read: Mark 12:30-31**

### **Say:**

- When we obey these commands, we produce fruit of the Spirit.
- Doing things in a Spirit-fruit way is always the best way.

### **Final Thought:**

We can look at other people and see the fruit that they produce, and we learn a lot about those people. The most important person that we need to watch for the fruit is ourselves. When we see bad fruit in our own life, we can get rid of it. We can become better at producing Spirit fruit when we act in a Spirit-fruit way, loving God and others as Jesus commanded.



# Christian Living

# Activities

## Craft: Prayer Box

### Items Needed:

- General: 1/4 to 1/2 Yard of Fabric, Bias Tape (strips of fabric for corners: fabric store will have this - choose some to match the fabric), Measuring Stick or Tape, Glue, Scissors, and Ribbon (optional)
- Per Child: 1 Empty Cube-Shaped Tissue Box

### Instructions:

- Using the supplies, each child will measure the tissue box and measure and cut pieces of the fabric to cover each side of the tissue box.
- The bias tape will be glued over the fabric where the edges meet.
- The boxes will be placed in an area where everyone can see them.
- The children will create “note paper” by cutting the construction paper into different shapes and sizes, making sure that the “note paper” is large enough to write a note.
- The “note paper” will be placed in front of the boxes for prayers to be written on and placed in the box.
- They will write at least one prayer for each family member and place it in the box.
- Each day the family can gather and pray for everything in the box.

### Variation:

- Construction paper may be used in place of the fabric and bias tape.



## Indoor Activity: Which Fruit? Theater

### Items Needed:

- General: 1 Bible, 9 Pieces of Yellow Paper, Two Bags, and Pencils or Pens
- Per Child: 1/2 Sheet of White Paper

### Instructions:

- Divide the children into teams of two.
- Write one fruit of the Spirit on each piece of yellow paper and place the paper in a bag. (See Galatians 5:22-23).
- Each child will write a difficult situation on the white paper and place it in the other bag.
- Examples: Failing Grades, A Sick Loved One, Parent Loses their Job, Dropped Your Lunch in the Dirt, Your Best Friend Moves Far Away, Your Friend is Being Bullied, Your Grandparent is Involved in a Car Wreck
- One team will draw a piece of paper from each bag.
- One team member will read the situation, but not mention the fruit that was chosen.
- He or she will act out a response to the situation that is the opposite of the Spirit fruit that was chosen.
- The second team member will act out a response that **IS** the Spirit fruit that the team chose.
- Other teams will guess which fruit was chosen.
- The team that guesses correctly goes next.

## Outdoor Activity: What Do You See?

### Items Needed:

- Per Team: 1 Magnifying Glass, 1 Pad of Paper, and 1 Pencil or Pen

### Instructions:

- Divide the children into teams of two or three (teams do not need to be even).
- Give each team a magnifying glass.
- Explain that each team will look at things in the outdoors through the magnifying glass.
- Each team will write what they are looking at (for example, a leaf) and what they see looking through the magnifying glass that they did not see without it.
- Bring the teams together and give each team some time to talk about what they wrote on their paper.
- Open a discussion asking how the Bible can act as a magnifying glass in our life.

# The Gift of Righteousness

## **Prior to Discussion**

- Have a Bible available and ask for volunteers to read.

## **Discussion**

### **Say:**

- Sin came into the world with Adam and Eve.

**Ask:** *Allow time for answers.*

- What can you tell me about Adam and Eve?

### **Say:**

- Adam and Eve disobeyed God when they ate from the tree of the knowledge of good and evil.
- This brought sin into the life of mankind.

**Ask:** *Allow time for answers.*

- Who is affected by this sin? *Everyone.*

### **Say:**

- Now every human being is born with this sinful nature and needs help to become righteous.

**Ask:** *Allow time for answers.*

- How can we become righteous?

**Read: Romans 3:22**

### **Say:**

- We receive righteousness through faith in Jesus.
- Faith, or truly believing in Jesus is the very beginning of a Christian life.
- Believing is the first step of faith that every Christian makes.
- Then, we confess with our mouth that our Lord is Jesus.

**Read: Romans 10:9**

**Ask:** *Allow time for answers.*

- After we are saved from sin through Jesus and become a Christian, what's next?

### **Say:**

- We need to pay attention to our fruit.
- When we see that we are producing the opposite of spiritual fruit we know that we need help.
- We are like a fruit tree that needs an arborist: someone who cares for trees.

**Ask:** *Allow time for answers.*

- Who can help us produce better fruit? *the Holy Spirit*

### **Say:**

- Jesus knew that we need help, so He prayed to God to send the Holy Spirit.

**Read: John 14:16-17**

### **Say:**

- The Holy Spirit is our advocate, counselor, helper and comforter.
- He lives with us to help guide us.

**Read: John 16:13**

### **Say:**

- The Holy Spirit helps us discover and develop our spiritual gifts and fulfill our special purpose: the reason God created each of us.
- As we read the Bible, pray, and listen to the Holy Spirit, we grow closer to God and it helps us be obedient.

**Ask:** *Allow time for answers.*

- What are the two most important commands that Jesus gave us?

**Read: Mark 12:29-31**

**Ask:** *Allow time for answers.*

- When we love God first and most, and love other people as we love ourselves, are we obeying our Lord and producing Spiritual fruit?

## **Final Thought:**

We have the best King, Lord, and Savior ever! He loves us more than we are able to understand. We are called to be a Kingdom family who has a King that offers the gift of righteousness. He graciously bestows blessings on us as we obey Him and produce Spirit fruit. Obeying our Lord is also a great way to show Him that we love Him.

# The Gift of Righteousness

# Activities

## Craft: Pencil Case Prayers

### Items Needed:

- General: 1 Bible, Markers or Crayons, Scissors, Glue
- Per Child: 1/2 Sheet of Construction Paper and Scrap Construction Paper

### Instructions:

- Give each child the supplies.
- Tell the children to fold the paper over 1/3 and then again 1/3 and glue in place.
- They will use the scrap construction paper to glue a piece to cover and enclose the bottom of the pencil case.
- Using the markers or crayons, each child will decorate the case.
- When the cases are complete, the pencils will be placed inside the cases.
- Place all of the cases together and ask each child to pray for the people who touch the case or pencils.
- Pray that the Holy Spirit will help each person who touches the pencils or pencil cases in a way that is special to him or her.
- While they are working, read Acts 19:11-12 and open a discussion about their thoughts.



## Indoor Activity: Forgiven Frame

### Items Needed:

- General: Craft Sticks, String or Yarn, Glue, and Markers or Colored Pencils
- Per Child: 1 Plastic Mirror, 1 Photo, or 1/4 Sheet of Drawing Paper

### Instructions:

- Give the children the supplies.
- If you are using the drawing paper, they will draw their portrait on the paper.
- The sticks will be used to create a frame around the mirror, photo, or portrait.
- The string or yarn will be used to create a hanger.
- They will write "SINNER" on the top stick on the frame.
- They will then glue one stick over the "SINNER" stick and write "FORGIVEN" on the new top stick.
- While they are working, open a discussion asking how sinners can be forgiven. Lead them to the fact that we are forgiven when we accept the forgiveness offered through Jesus.

## Outdoor Activity: "Thank You" Tree

### Items Needed:

- General: Paint, Paint Brushes, A Few Cups of Water (to rinse brushes), Tree, Shovel, and Garden Gloves
- Per Child: 1 Fist-Sized Rock, Apron, and Garden Gloves

### Instructions:

- Plant the tree or choose one that is already planted.
- Each child will paint a rock in a way that conveys being thankful for the person or people who told the child about Jesus.
- When the rocks dry, the children will place the rocks around the "thank you" tree.
- Their rocks and the tree will stand as a thank you to everyone who shares Jesus with someone else.